

Hello NYTS Students! This Moodle post brings you good news: We now have full access to the Digital Theological Library! With access to over 600,000 ebooks, 62,000,000 articles, and over 21,000 journals, you will have a lot of information for you to help you in your own theological and religious research. This article looks over three areas: Training, Logging In, and your ID to Access the DTL. To access the site, go to <http://www.thedtl.org>.

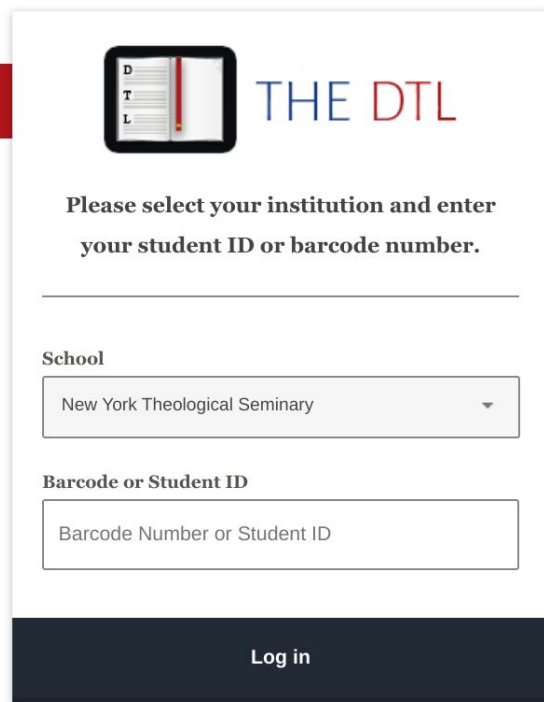
Training


I highly recommend viewing the 4 tutorials below to understand how to use the digital library. With these tutorials, you can get started on the majority of your work.

- Basic Search Training: <https://youtu.be/CPMpiEyp3fA>
- Advanced Search Training: https://youtu.be/3Fd5k_giq4M
- Introduction to Subject Guides: <https://youtu.be/sTepJwPupIU>
- Introduction to A-Z Databases: <https://youtu.be/thukDruzL0g>

Logging In

While the DTL will allow you to immediately search and look at citation information, in order to access the material, one must be able to login. When you are ready to access the information, this screen will open up, requesting your school and Student ID.



 THE DTL

Please select your institution and enter your student ID or barcode number.

School

New York Theological Seminary ▼

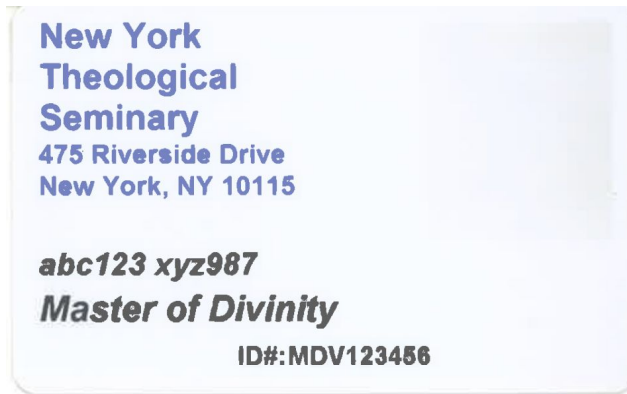
Barcode or Student ID

Barcode Number or Student ID

Log in

ID to Access TheDTL

In order to find out what your student ID number is, please look at your student ID card.



On the bottom of your card you will see an ID#. To access the DTL, type into the DTL screen above 6 numbers after the 3 Letter code. In this instance, it would be 123456. You will now have access to the resources you are looking for.